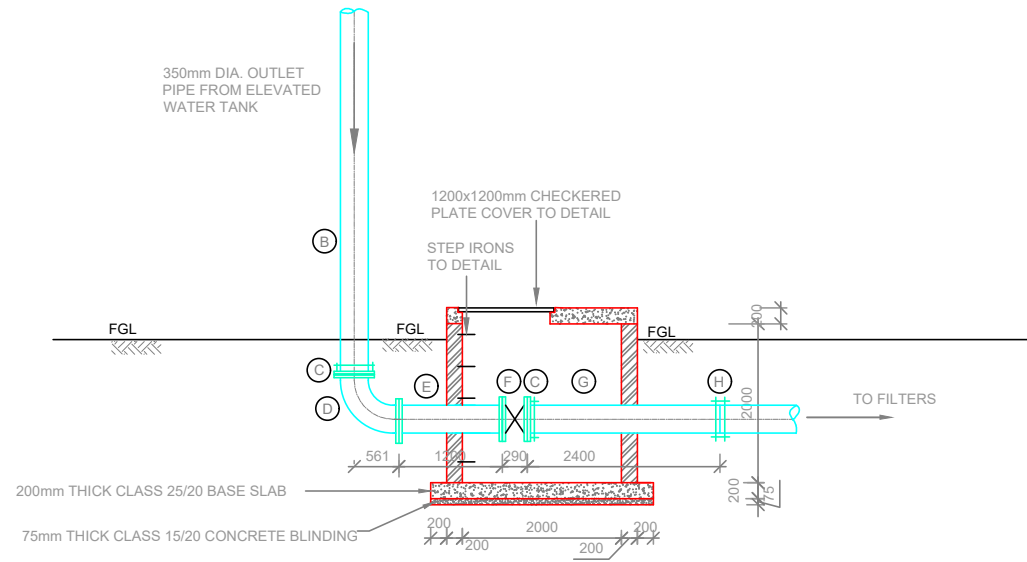


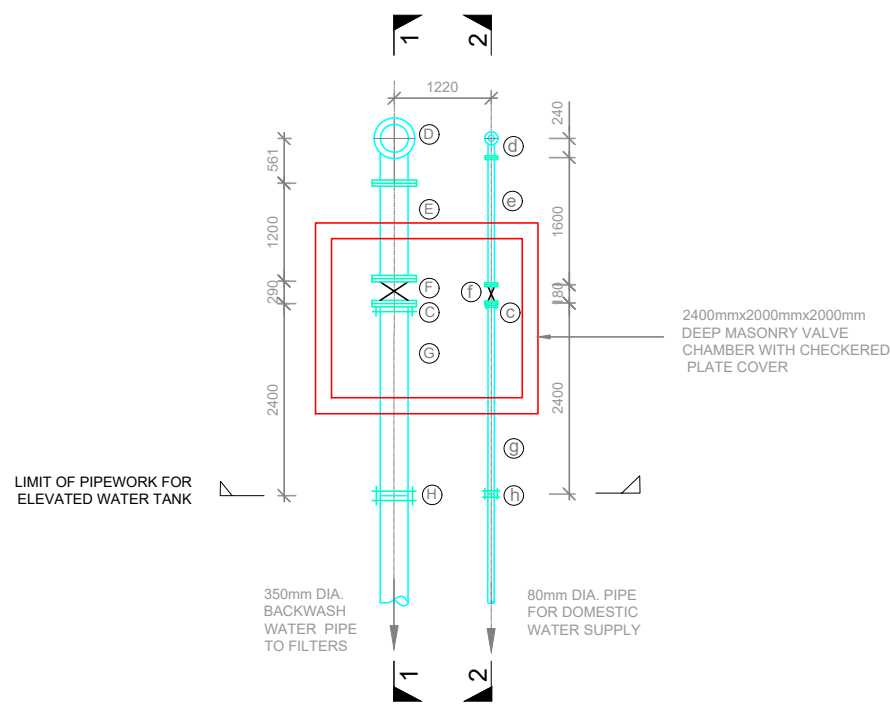
OUTLET PIPEWORK DETAILS



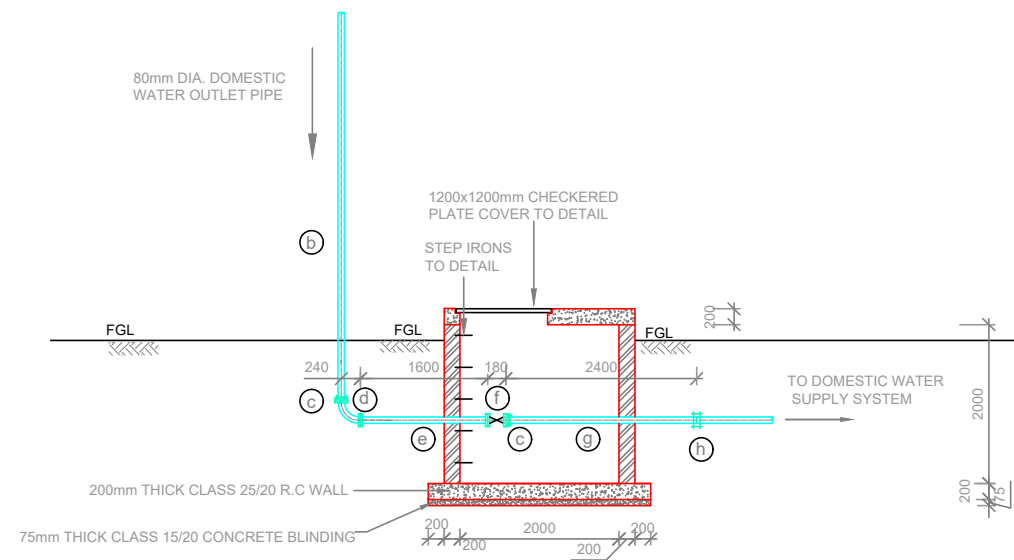
BACKWASH WATER OUTLET PIPEWORK SECTION 1 - 1

BACKWASH WATER OUTLET PIPEWORK- APPROVED LINED FERROUS PIPES AND FITTINGS

ITEM	DESCRIPTION	QTY
A	350mm DIA. PIPE 1.2m LONG WITH ONE END FLANGED AND BELLMOUTH ON THE OTHER END AND PUDDLE FLANGE AT 310 mm FROM BELLMOUTH (PUDDLE FLANGE WELDED TO TANK BASE PANEL).....	1Nr
B	350mm DIA FLANGED SPIGOT PIPE 10 m LONG (CUT TO SUIT ON SITE).....	1Nr
C	350mm DIA FLANGE ADAPTOR.....	2Nr
D	350mm DIA ALL FLANGED 90° BEND.....	1Nr
E	350mm DIA ALL FLANGED PIPE 1.2m LONG.....	1Nr
F	350mm DIA ALL FLANGED GATE VALVE.....	1Nr
G	350mm DIA PLAIN ENDED PIPE 2.4m LONG (CUT TO SUIT ON SITE).....	1Nr
H	350mm DIA. COUPLING.....	1Nr



OUTLET VALVE CHAMBER PLAN



DOMESTIC WATER OUTLET PIPEWORK SECTION 2 - 2

DOMESTIC WATER OUTLET PIPEWORK- APPROVED LINED FERROUS PIPES AND FITTINGS

ITEM	DESCRIPTION	QTY
a	80mm DIA. PIPE 1.2m LONG WITH ONE END FLANGED AND BELLMOUTH ON THE OTHER END AND PUDDLE FLANGE AT 150 mm FROM BELLMOUTH (PUDDLE FLANGE WELDED TO TANK BASE PANEL).....	1Nr
b	80mm DIA FLANGED SPIGOT PIPE 10 m LONG (CUT TO SUIT ON SITE).....	1Nr
c	80mm DIA FLANGE ADAPTOR.....	2Nr
d	80mm DIA ALL FLANGED 90° BEND.....	1Nr
e	80mm DIA ALL FLANGED PIPE 1.6m LONG.....	1Nr
f	80mm DIA ALL FLANGED GATE VALVE.....	1Nr
g	80mm DIA PLAIN ENDED PIPE 2.4m LONG (CUT TO SUIT ON SITE).....	1Nr
h	80mm DIA. COUPLING.....	1Nr

NOTES:

- ALL PIPE DIAMETERS AND VALVE DIAMETERS ARE NOMINAL DIAMETERS
- ALL DIMENSIONS ARE IN MM UNLESS OTHERWISE STATED
- ONLY FIGURED DIMENSIONS TO BE TAKEN FROM THIS DRAWING
- PIPE AND FITTINGS ARE BASED ON STEEL PIPES AND FITTINGS MADE BY ASP (K) LTD
- GATE VALVES TO EURO 20 SERIES, TYPE 23 (SHORT FACE TO FACE TYPE VALVES) AS MADE BY POINT-A-MOUSSON (SAINT GOBAIN PAM) OR APPROVED EQUIVALENT
- BALL FLOAT VALVES TO SERIES 1048, BIWATER OR APPROVED EQUIVALENT
- THIS DRAWING TO BE USED FOR PIPEWORK DETAILS ONLY
- CONTRACTOR TO PROVIDE SHOP DRAWING OF TANK AND TOWER DETAILS FROM AN APPROVED STEEL FABRICATOR FOR APPROVAL PRIOR TO FABRICATION AND DELIVERY

CLIENT: **THE CHIEF EXECUTIVE OFFICER TANA WATER WORKS DEVELOPMENT AGENCY**
P.O BOX 1292 - 10100, NYERI, KENYA

ENGINEERS: **THE CHIEF EXECUTIVE OFFICER TANA WATER WORKS DEVELOPMENT AGENCY**
P.O BOX 1292 - 10100, NYERI, KENYA

PROJECT TITLE: **TETU AGUTHI WATER SUPPLY PROJECT**

DRAWING TITLE: **TETU WATER TREATMENT WORKS**

ELEVATED BACKWASH WATER TANK (150m³)

PIPEWORK DETAILS

Designed by: K.N.G.	Drawn by: R.M.N.
Checked by: J.M.M	Approved by: D.N.M
1:100, 1:75 & 1:25	Date: JAN 2024