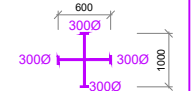
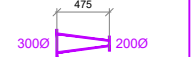
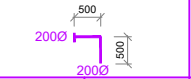
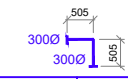
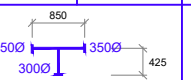
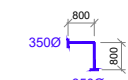


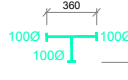
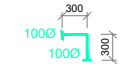
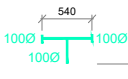
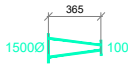
**FILTERED WATER OUTLET PIPEWORK SCHEDULE:
(APPROVED LINED FERROUS PIPES)**

ITEM No.	DESCRIPTION	DIA. (mm)	LENGTH (mm)	QUANTITY (No.)
①	SPECIAL FLANGED BELL MOUTH WITH PUDDLE FLANGE 100mm FROM BELL MOUTH END	300	500	8
②	DOUBLE FLANGED PIPE WITH PUDDLE FLANGE 500mm FROM ONE END	300	1520	8
③	SPECIAL ALL FLANGED CROSS 300 X 300 X 300 X 300mm		1000	8
④	300mmØ x 200mmØ DOUBLE FLANGED CONCENTRIC TAPER		2000	16
⑤	DOUBLE FLANGED GATE VALVE WITH EXTENSION SPINDLE, LENGTH 4.8m, AND HEADSTOCK	200	230	8
⑥	90° FLANGED SPIGOT BEND		2000	8
⑦	ALL FLANGED GATE VALVE WITH EXTENSION SPINDLE, LENGTH 4.8m, AND HEADSTOCK	200	230	8
⑧	FLANGE ADAPTOR	200	-	8
⑨	PLAIN ENDED PIPE WITH PUDDLE FLANGE 75mm FROM ONE END	200	475	8

**WASH WATER INLET PIPEWORK SCHEDULE:
(APPROVED LINED FERROUS PIPES)**

ITEM No.	DESCRIPTION	DIA. (mm)	LENGTH (mm)	QUANTITY (No.)
⑩	ALL FLANGED GATE VALVE WITH EXTENSION SPINDLE, LENGTH 4.8m, AND HEADSTOCK	300	270	8
⑪	SPECIAL ALL FLANGED 90° SHORT RADIUS BEND		3000	16
⑫	ALL FLANGED PIPE	300	2000	8
⑬	ALL FLANGED TEE - 350x350x300mm Ø		425	8
⑭	BLANK FLANGE	350	-	1
⑮	ALL FLANGED PIPE	350	2850	7
⑯	ALL FLANGED PIPE	350	3950	1
⑰	ALL FLANGED 90° BEND		3500	2
⑰A	FLANGED SPIGOT PIPE (CUT TO SUIT ON SITE)	350	2000	1
⑰B	FLANGE ADAPTOR	350	-	1
⑰C	FLANGED SPIGOT PIPE	350	1200	1
⑰D	COUPLING	350	-	1

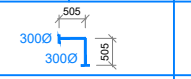
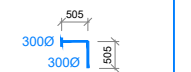
**AIR WASH PIPEWORK SCHEDULE:
(APPROVED EPOXY COATED STEEL PIPES)**

ITEM No.	DESCRIPTION	DIA. (mm)	LENGTH (mm)	QUANTITY (No.)
⑱	FLANGED SPIGOT PIPE WITH SPIGOT END BLANKED OFF AND 21No. 12 mmØ HOLES AND HEXAGON NUTS WELDED AT 215mm and 310mm c/c ON UNDERSIDE AS PER DETAILS SHOWN	100	4105	8
⑲	SPECIAL ALL FLANGED TEE WITH 2No. 12 mmØ HOLES AND HEXAGON NUTS WELDED AT 215mm c/c ON UNDERSIDE AS PER DETAILS SHOWN		1000	8
⑲	FLANGED SPIGOT PIPE WITH SPIGOT END BLANKED OFF AND 1No. 12 mmØ HOLES AND HEXAGON NUTS WELDED AT 90mm FROM SPIGOT END AS PER DETAILS SHOWN	100	205	8
⑲	ALL FLANGED PIPE	100	2950	8
⑲	ALL FLANGED 90° BEND		1000	10
⑲	FLANGED SPIGOT PIPE	100	1757	8
⑲	FLANGE ADAPTOR	100	-	8
⑲	ALL FLANGED GATE VALVE WITH EXTENSION SPINDLE, LENGTH 410mm, AND HEADSTOCK	100	190	8
⑲	ALL FLANGED TEE		1000	8
⑲	ALL FLANGED PIPE	100	3160	6
⑲	ALL FLANGED PIPE	100	3485	1
⑲	BLANK FLANGE	100	-	1
⑲	ALL FLANGED PIPE	100	1774	1
⑲	FLANGED SPIGOT PIPE	100	4000	1
⑲	FLANGE ADAPTOR	100	-	1
⑲	ALL FLANGED PIPE	100	1200	1
⑲	ALL FLANGED NON RETURN VALVE	100	235	1
⑲	150mm Ø x 100mm Ø DOUBLE FLANGED CONCENTRIC TAPER		1500	1
⑲	FLANGED SPIGOT PIPE	150	1200	1

NOTES:

- ALL PIPE, FITTINGS AND VALVE DIAMETERS ARE NOMINAL DIAMETERS
- ALL DIMENSIONS ARE IN MM UNLESS OTHERWISE STATED

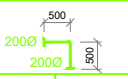
**WASH WATER OUTLET PIPEWORK SCHEDULE:
(APPROVED LINED FERROUS PIPES)**

ITEM No.	DESCRIPTION	DIA. (mm)	LENGTH (mm)	QUANTITY (No.)
⑳	FLANGED SPIGOT PIPE WITH PUDDLE FLANGE 150mm FROM SPIGOT END	300	525	8
㉑	SPECIAL ALL FLANGED 90° SHORT RADIUS BEND		3000	8
㉒	ALL FLANGED GATE VALVE WITH EXTENSION SPINDLE, LENGTH 4.0m, AND HEADSTOCK	300	270	8
㉓	SPECIAL FLANGED SPIGOT 90° SHORT RADIUS BEND		3000	8

**OUTLET TO TREATED WATER TANK
PIPEWORK SCHEDULE:
(APPROVED LINED FERROUS PIPES)**

ITEM No.	DESCRIPTION	DIA. (mm)	LENGTH (mm)	QUANTITY (No.)
㉔	PLAIN ENDED PIPE WITH PUDDLE FLANGE AT 100mm FROM ONE END	400	600	1
㉕	COUPLING	400	-	1

**OVERFLOW PIPEWORK SCHEDULE:
(APPROVED LINED FERROUS PIPES)**

ITEM No.	DESCRIPTION	DIA. (mm)	LENGTH (mm)	QUANTITY (No.)
㉖	FLANGED SPIGOT PIPE WITH PUDDLE FLANGE AT 150mm FROM SPIGOT END	200	470	8
㉗	90° ALL FLANGED BEND		2000	8
㉘	FLANGED SPIGOT PIPE	200	3675	8

**THE CHIEF EXECUTIVE OFFICER
TANA WATER WORKS
DEVELOPMENT AGENCY**
P.O BOX 1292 - 10100,
NYERI, KENYA

**THE CHIEF EXECUTIVE OFFICER
TANA WATER WORKS
DEVELOPMENT AGENCY**
P.O BOX 1292 - 10100,
NYERI, KENYA

PROJECT TITLE:

TETU AGUTHI WATER SUPPLY

DRAWING TITLE:
**TETU WATER TREATMENT WORKS
FILTERS AND FILTER GALLERY
PIPES AND FITTINGS SCHEDULE**

Designed by: K.N.G. Drawn by: A.M.M

Checked by: J.M.M Approved by: D.N.M

Scale: 1:100 Date: JAN 2024

DRG No. **TAWP/FILT/10**