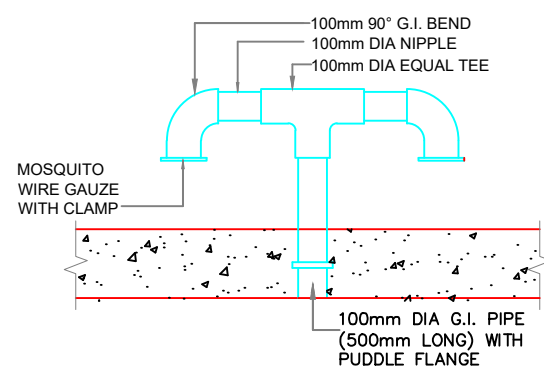
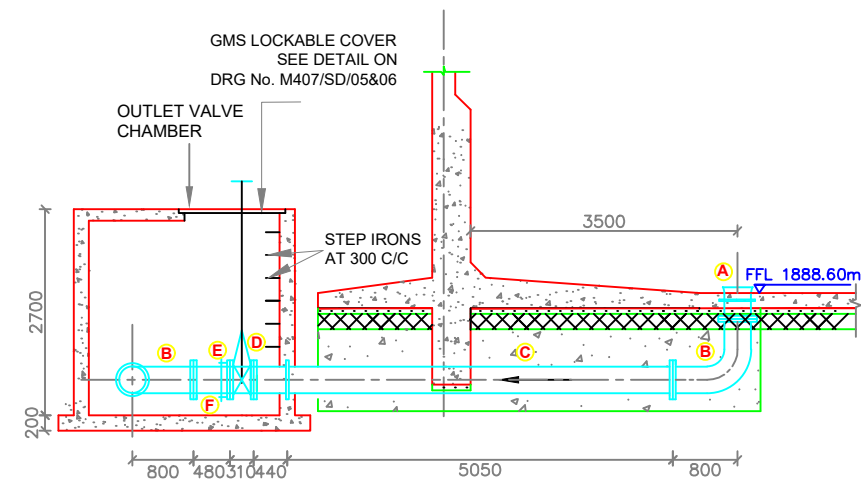


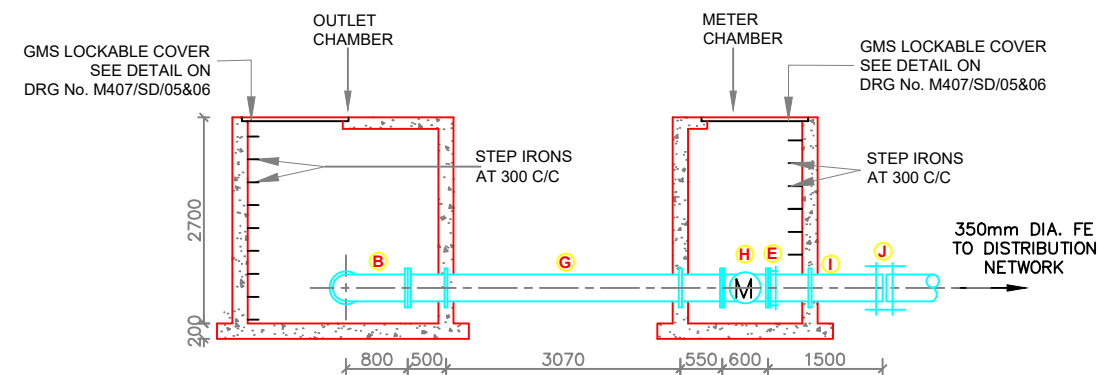
**OUTLET PIPE DETAILS
PLAN
SCALE 1:75**



VENT PIPE DETAIL



**OUTLET PIPE DETAILS
SECTION B-B**



**OUTLET PIPE DETAILS
SECTION C-C**

**OUTLET PIPES AND FITTINGS SCHEDULE
(APPROVED LINED FERROUS PIPES & FITTINGS)**

ITEM NO.	DESCRIPTION	DIA. (mm)	LENGTH (mm)	QUANTITY (No.)
(A)	SPECIAL FLANGED BELLMOUTH WITH PUDDLE FLANGE 170mm FROM THE BELLMOUTH END	400	415	1
(B)	ALL FLANGED 90° BEND	400	800	2
(C)	ALL FLANGED PIPE WITH PUDDLE FLANGE AT 5050mm FROM ONE END	400	5500	1
(D)	ALL FLANGED GATE VALVE(EURO 20 SERIES,TYPE 23, SAINT GOBAIN PAM OR APPROVED EQUIVALENT)	400	310	1
(E)	FLANGE ADAPTOR	400	-	2
(F)	FLANGED SPIGOT PIPE	400	500	1
(G)	ALL FLANGED PIPE WITH PUDDLE FLANGES AT 500mm AND AT 3470 FROM ONE END	400	5500	1
(H)	ALL FLANGED WATER METER (KENT OR APPROVED EQUIVALENT)	400	600	1
(I)	PLAIN ENDED PIPE WITH PUDDLE FLANGE AT 502mm FROM ONE END	400	1500	1
(J)	V.J COUPLING	400	-	1

NOTES:

- ALL DIMENSIONS IN MILLIMETERS UNLESS OTHERWISE INDICATED
- ALL EXPOSED CONCRETE EDGES TO HAVE A 25mm x 25mm CHAMFER
- CONCRETE WORKS: ALL REINFORCED CONCRETE TO BE CLASS 25 /20 EXCEPT WHERE OTHERWISE SPECIFIED
- ABBREVIATIONS:
R.C - REINFORCED CONCRETE
F.G.L - FINISHED GROUND LEVEL
E.G.L - EXISTING GROUND LEVEL
DN - NOMINAL DIAETER
uPVC - UNPLASTICISED POLYVINYL CHLORIDE
G.I - GALVANIZED IRON
- THIS DRAWING IS TO BE USED FOR PIPEWORK DETAILS ONLY. OTHER TANK CONSTRUCTION DETAILS TO BE READ FROM DWG NO. M407/CG/TW/KB/TWT/01-03

CLIENT: **CHIEF EXECUTIVE OFFICER
TANA WATER WORKS
DEVELOPMENT AGENCY**
P.O BOX 1292 - 10100,
NYERI, KENYA

ENGINEER: **CHIEF MANAGER TECHNICAL
SERVICES
TANA WATER WORKS
DEVELOPMENT AGENCY**
P.O BOX 1292 - 10100,
NYERI, KENYA

PROJECT TITLE:

TETU WATER SUPPLY

DRAWING TITLE:
TETU WATER TREATMENT WORKS

**TREATED WATER TANK (500m³)
OUTLET PIPE AND FITTINGS
SCHEDULE**

Designed by: K.N.G Drawn by: A.M.M

Checked by: J.M.M Approved by: D.N.M

Scale: 1:100 Date: NOV 2023

DRG No. **TAWP/TWT/05**