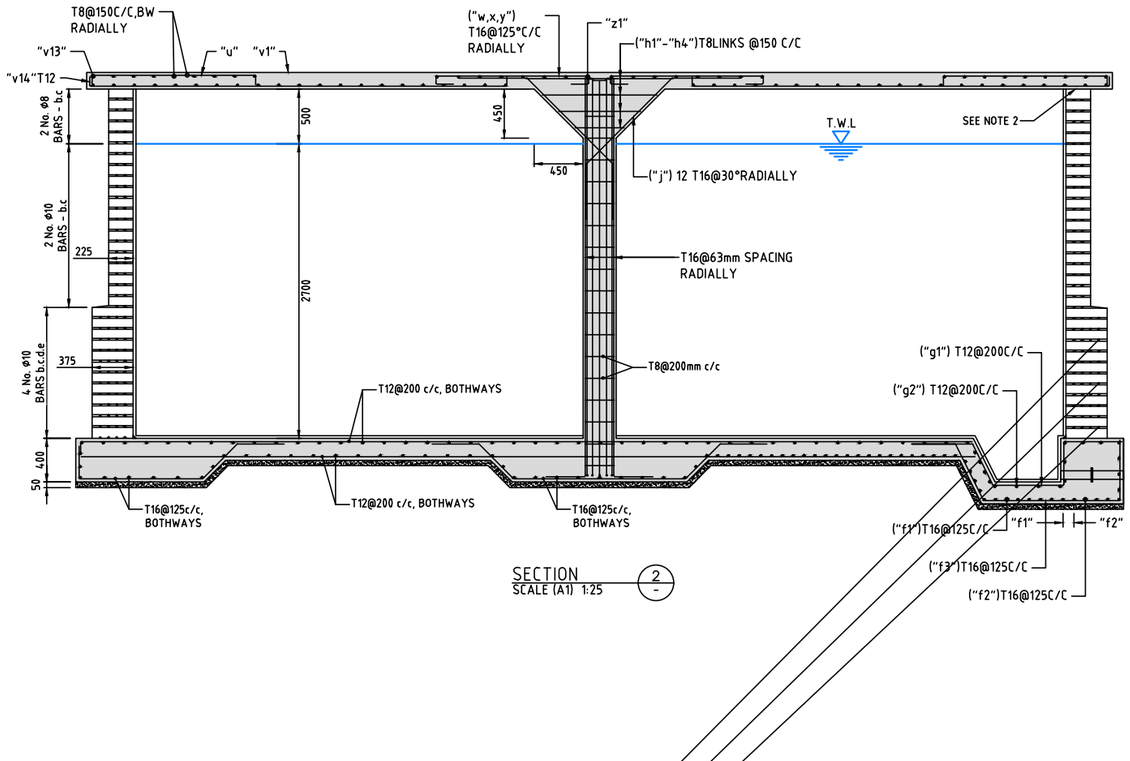

SECTION 2 / -
SCALE (A1) 1:25

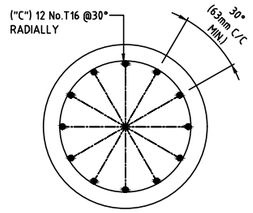

SECTION 4 / -
SCALE (A1) 1:5

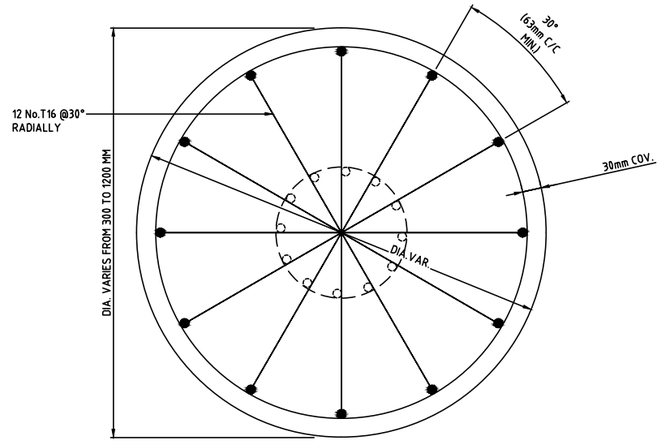

SECTION 5 / -
SCALE (A1) 1:5

BAR BENDING SCHEDULE									
LOCATION	BAR MARK	BAR DIA. mm	TOTAL No.	LENGTH A (mm)	LENGTH B(mm)	CUT LENGTH (mm)	TOTAL LENGTH (m)	TYPE OF	SKETCH OF BAR SHAPE
WALL	1	10	77	11800		12000	924.0	A	
	2	8	59	11800		12000	708.0	A	
ROOF	3	16	28	5700		6000	168.0	B	
	4	"	8	5650		5950	47.6	B	
	5	"	8	5150		5450	43.6	B	
	6	"	4	4820		5120	20.5	B	
	7	"	8	4450		4750	38.0	B	
	8	"	4	3990		4290	17.2	B	
	9	"	4	3430		3730	15.0	B	
	10	"	4	2700		3000	12.0	B	
	11	"	4	1580		1880	7.6	B	
	12	8	80	1000		1200	96.0	B	
	13	6	6	11800		12000	72.0	A	
FLOOR	14	10	72	5800		6000	432.0	B	
	15	10	16	5440		5440	87.1	B	
	16	"	16	4690		4690	75.1	B	
	17	"	8	4200		4200	33.6	B	
	18	"	8	3590		3590	28.8	B	
	19	"	8	2790		2790	22.4	B	
	20	"	8	1460		1460	11.7	B	
FLOOR REINFOR-CEMENT FOR BLACK COTTON SOIL OR SIMILAR CONDITIONS a DENOTES BOTTOM REINFORCEMENT b DENOTES TOP REINFORCEMENT	14a	10	36	5800		6000	216.0	B	
	15a	10	8	5240		5440	43.6	B	
	16a	"	8	4490		4690	37.6	B	
	17a	"	4	4000		4200	16.8	B	
	18a	"	4	3390		3590	14.4	B	
	19a	"	4	2590		2760	11.2	B	
	20a	"	4	1260		1460	5.9	B	
	14b	20	36	5640		6000	216.0	B	
	15b	20	8	5240		5600	44.8	B	
	16b	"	8	4490		4850	38.8	B	
	17b	"	4	4000		4360	17.5	B	
	18b	"	4	3390		3750	15.0	B	
	19b	"	4	2590		2950	11.8	B	
	20b	"	4	1260		1620	6.5	B	
SUMP	21	8	5	820	370	1760	8.8	C	
	22	8	4	1080	360	2000	8.0	C	
	23	8	2	800	1080	3160	6.4	C	

SUMMARY (TOTAL LENGTH IN METERS)	BAR DIAMETER	6	8	10	16	20
		72	828	1615	370	
		72	828	1270	370	351

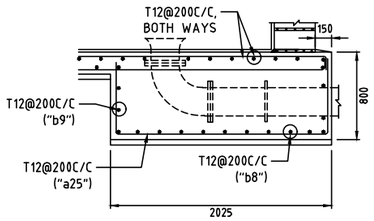

DETAIL B / 08011
SCALE 1:25

REINFORCEMENT OF PIPE CONCRETE SURROUND

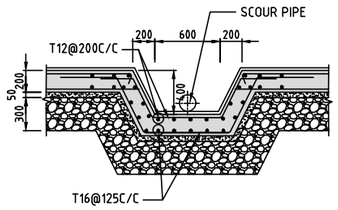

SECTION 4 / 08010
SCALE (A1) 1:25

NOTES

1. HARD-CORE LAYER THICKNESS SHALL BE DETERMINED BY THE ENGINEER, BUT NOT LESS THAN 200mm
2. MASONRY WALL SHALL NOT BE CONNECTED TO EITHER THE FLOOR SLAB NOR THE ROOF SLAB.THE WALL SUPPORTING AREA OF THE FLOOR SLAB AS WELL AS THE TOP OF THE WALL SHALL BE TROWEL FINISHED AND BE PAINTED WITH THREE COATS OF BITUMINOUS PAINT.
3. THE MASONRY WALL SHALL BE BUILT OF GOOD QUALITY LOCAL BUILDING STONES OR CONCRETE BLOCKS. THE SIZE OF THE STONES SHALL BE:
   WIDTH: NOT LESS THAN 225mm
   LENGTH: BETWEEN 200mm AND 300mm
   HEIGHT: NOT MORE THAN 150mm
4. CONCRETE: CONCRETE CLASS 20/20 (MIXTURE 1:2:4) FOR FLOOR SLAB, ROOF SLAB AS WELL AS CONCRETE BLOCKS. CONCRETE CLASS Q (MIXTURE 1:3:6) FOR BLINDING.
5. REINFORCEMENT: MILD STEEL BARS TO BS 4449. MINIMUM CONCRETE COVER TO THE REINFORCEMENT = 40mm
6. CONSTRUCTION JOINTS ARE NOT PERMITTED, THE SLABS MUST BE CASED IN ONE LAYING.
7. FORM WORK FOR THE ROOF SLAB MUST HAVE A CHAMBER OF 15mm AT THE CENTER.
8. EXTERIOR SURFACE OF THE TANK SHALL RECEIVE ONE COAT OF CEMENT WASH.
9. INTERIOR SURFACE OF THE TANK SHALL BE PLASTERED, THICKNESS 15mm, WITH MORTAR MIXTURE 2:1 (SAND:CEMENT) TO OBTAIN A WATER PROOF PLASTERING; PUDLO CEMENT SHOULD BE ADDED.

NOTES
HOOK ALLOWANCES
Ø 6,8,10 2X100mm
Ø 16 2X150mm
Ø 20 2X180mm
MINIMUM OVERLAP
Ø 6,8,10 400mm
LAPS IN CIRCUMFERENCIAL BARS ARE TO BE STAGGERED

FOR CONSTRUCTION
signed CMTS

REV	REVISIONS		SIGN	DATE	APPROVED
		BY			
		CHECKED			
		BY			
		CHECKED			
		BY			
		CHECKED			
CO	ISSUED FOR CONSTRUCTION	BY			
		CHECKED			

CLIENT
TANA WATER WORKS DEVELOPMENT AGENCY
P. O. BOX 1292-10100
NYERI

PROJECT
DESIGN FOR KAHARO WATER PROJECT – OTHAYA

Civil/Structural Engineers
TANA WATER WORKS DEVELOPMENT AGENCY
P. O. BOX 1292-10100
NYERI

Drawing Title
KAHARO WATER PROJECT
STORAGE TANK 150M3
REINFOREMENT DETAIL

Designed by DWN	Drawn by EWN
Checked by JMM	Approved by
Scale AS SHOWN (A1)	Date SEPT 2022
Job No. 1	ACAD File:
PD STATUS	DRAWING No. TWWDA/KWP/ST–04	CO REV