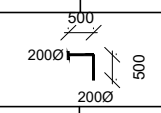
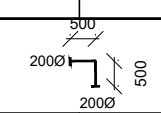
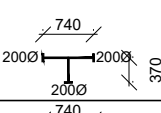
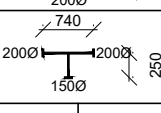
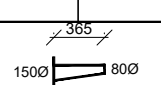
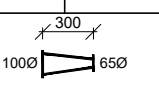
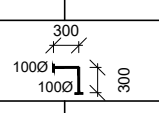
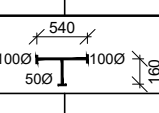
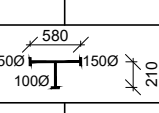
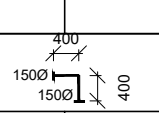


**BACKWASH PUMPS SUCTION PIPEWORK SCHEDULE:
(APPROVED LINED FERROUS PIPES)**

ITEM No.	DESCRIPTION	DIA. (mm)	LENGTH (mm)	QTY (No.)
Ⓐ	SPECIAL 90° BEND WITH ONE END FLANGED, OTHER END BELLMOUTH SHAPED		500	1
Ⓑ	FLANGED SPIGOT PIPE WITH PUDDLE FLANGE AT 1000mm FROM FLANGED END	200	1800	1
Ⓒ	FLANGE ADAPTOR	200	-	1
Ⓓ	ALL FLANGED 90° BEND		500	1
Ⓔ	ALL FLANGED PIPE	200	1205	1
Ⓕ	200mm X 200mm ALL FLANGED TEE		370	1
Ⓖ	200mm x 150mm ALL FLANGED TEE		250	1
Ⓕ	BLANK FLANGE	200	-	2
Ⓖ	FLANGED SPIGOT PIPE WITH PUDDLE FLANGE AT 450mm FROM THE PLAIN END	150	1075	1
Ⓙ	FLANGE ADAPTOR	150	-	1
Ⓚ	DOUBLE FLANGED GATE VALVE	150	210	1
Ⓛ	SPECIAL DOUBLE FLANGED ECCENTRIC TAPER- 150x80mm DIA		365	1

**BACKWASH PUMPS DELIVERY PIPEWORK SCHEDULE:
(APPROVED LINED FERROUS PIPES)**


ITEM No.	DESCRIPTION	DIA. (mm)	LENGTH (mm)	QUANTITY (No.)
①	SPECIAL 100 x 65mm DOUBLE FLANGED CONCENTRIC TAPER WITH 25mm DIA MALE THREADED TAPPING FOR PRESSURE GAUGE		300	1
②	25mm DIA PRESSURE GAUGE - (PRESSURE CLASS UPTO 10 BARS) - HUNTER OR APPROVED EQUIVALENT	25	-	1
③	ALL FLANGED 90° BEND		300	1
④	ALL FLANGED FREE ACTING CHECK VALVE (NON RETURN VALVE)	100	170	1
⑤	ALL FLANGED GATE VALVE	100	190	1
⑥	FLANGE ADAPTOR	100	-	2
⑦	FLANGED SPIGOT PIPE WITH PUDDLE FLANGE AT 495mm FROM THE PLAIN END	100	1020	1
⑧	100X100X50mm ALL FLANGED TEE		160	1
⑨	SINGLE ORIFICE AIR VALVE WITH BUILT-IN- ISOLATING VALVE	50	-	1
⑩	FLANGED SPIGOT PIPE	100	1405	1
⑪	150X100mm ALL FLANGED TEE		210	1
⑫	BLANK FLANGE	150	-	1
⑬	ALL FLANGED PIPE	150	900	1
⑭	ALL FLANGED 90° BEND		400	1
⑮	FLANGED SPIGOT PIPE	150	1200	1
⑯	COUPLING	150	-	1

FOR CONSTRUCTION
signed CMTS

REV	REVISIONS	BY	SIGN	DATE	APPROVED
		CHECKED			
		BY			
		CHECKED			
		BY			
		CHECKED			
CO	ISSUED FOR CONSTRUCTION	BY			
		CHECKED			

CLIENT
 TANA WATER WORKS DEVELOPMENT AGENCY
P. O. BOX 1292-10100 NYERI

PROJECT
DESIGN FOR KAHARO WATER PROJECT – OTHAYA

Civil/Structural Engineers
 TANA WATER WORKS DEVELOPMENT AGENCY
P. O. BOX 1292-10100 NYERI

Drawing Title
KAHARO WATER PROJECT
BACK WASH PUMP HOUSE
PIPEWORK SCHEDULE

Designed by DWN	Drawn by EWN
Checked by JMM	Approved by
Scale AS SHOWN (A1)	Date SEPT 2022
Job No. 1	ACAD File: