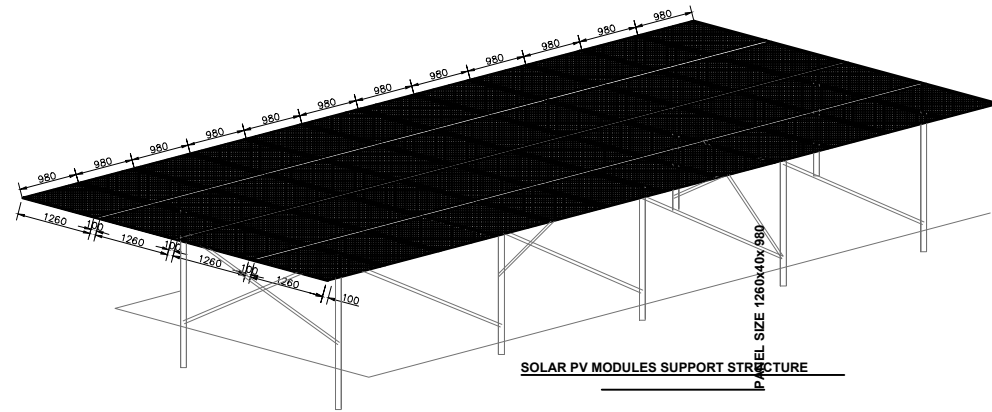
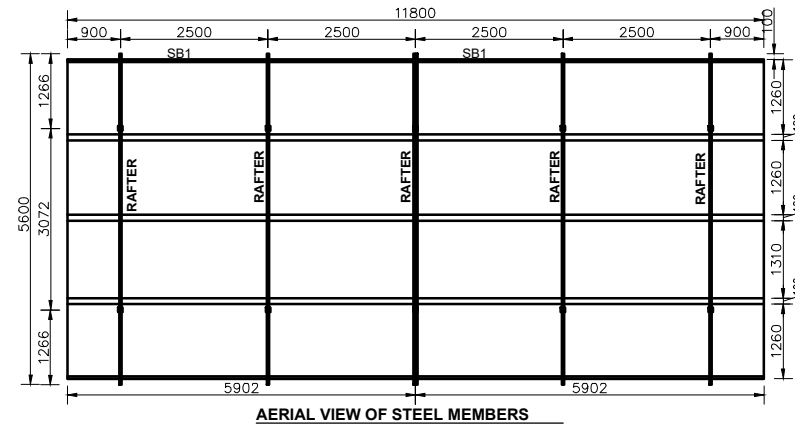


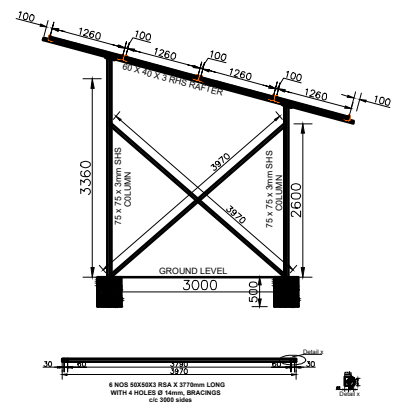
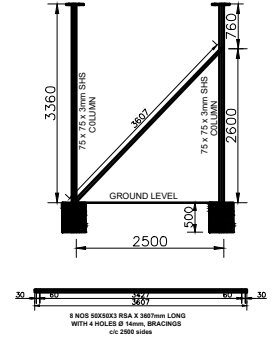
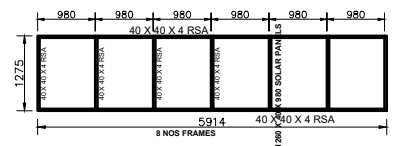
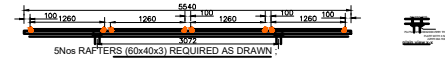
FOUNDATION PLAN



SOLAR PV MODULES SUPPORT STRUCTURE




AERIAL VIEW OF STEEL MEMBERS



48 NO. SOLAR PV MODULES SUPPORT STRUCTURE

NO	MEMBER	SIZE	PIECES
1.	COLUMNS: 75x75x3 SHS	3360mm	5 nos
2.	75x75x3 SHS	2600mm	5 nos
3.	BRACINGS: 50x50x3 RSA	3607mm	8 nos
4.	50x50x3 RSA	3970mm	6 nos
5.	RAFTERS: 60x40x3 RSA	5386mm	5 nos
6.	FRAMES: 40x40x4 RSA	5902 X 1275	6 nos
7.			
8.	BOLTS:	1" x 12"	210 pcs
9.	REMARKS		

No	Revisions	Checked By	Approved By	Date
1.				
2.				
3.				
4.				

Client

 TANA WATER WORKS DEVELOPMENT AGENCY
 MAJI HOUSE, ALONG BADEN POWELL ROAD,
 P.O. BOX 1292 - 10100, NYERI, KENYA.

Project

Drawing Title
 STANDARD DRAWING FOR
 330W SOLAR PV MODULE
 SUPPORT STRUCTURE

Designed By : E.W.W
 Drawn By :
 Checked By :
 Client approval :
 Drawing No : 05