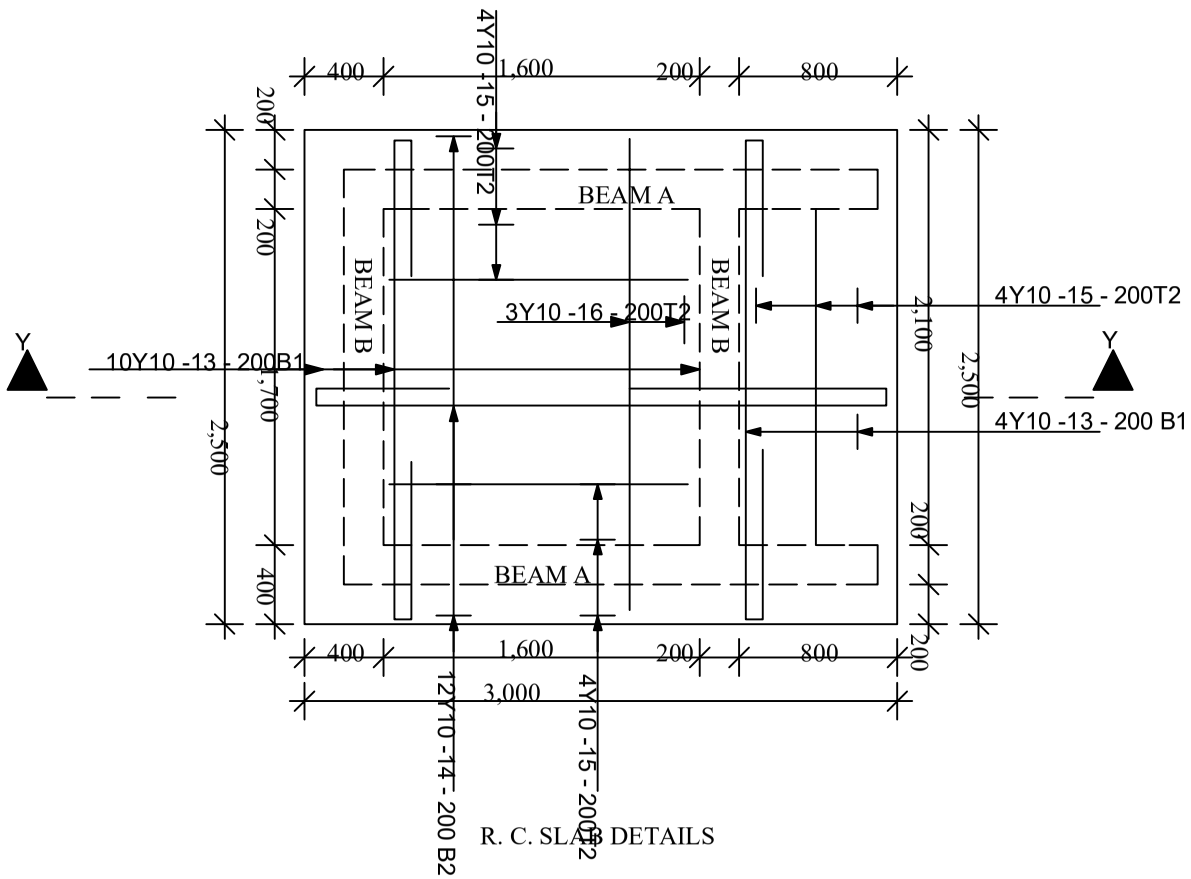

R. C. SLAB DETAILS

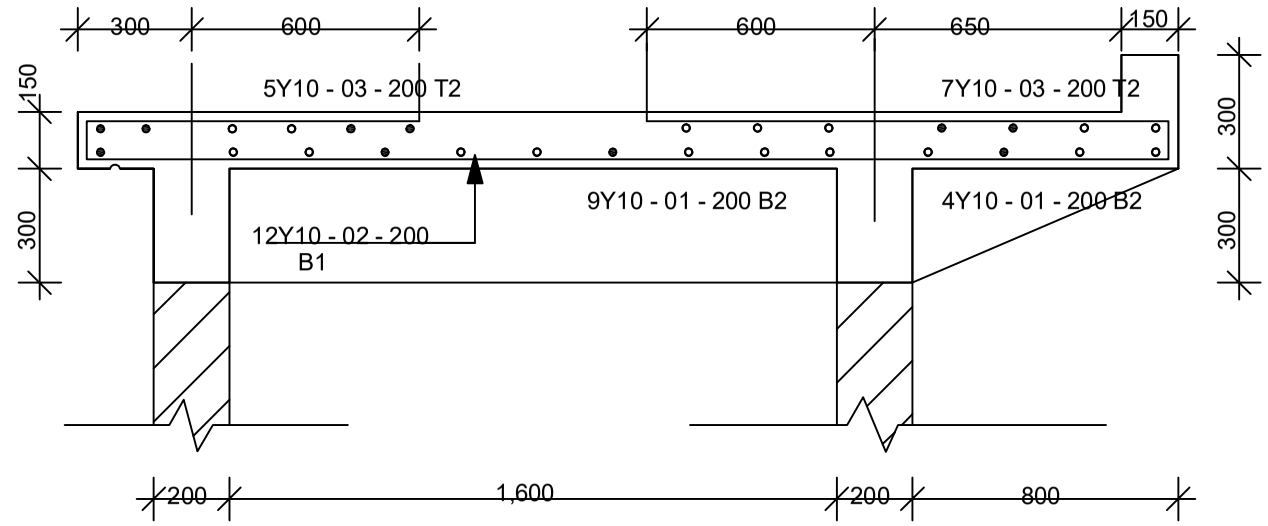

R. C. SLAB SECTION Y-Y

Item	Description	Bar type	Bar mark	Shape	Dimensions (mm) A	B	C	D	Length (mm)	Number	Total length (mm)
1	**Foundation Footing**	Y10	01	A B A	100	500			700	18	56700mm
		Y10	02	B		2000			2000	14	28,000mm
		Y10	03	A B A	100	1050			1250	7	8750mm

Length of bar is estimated to be 12,000mm

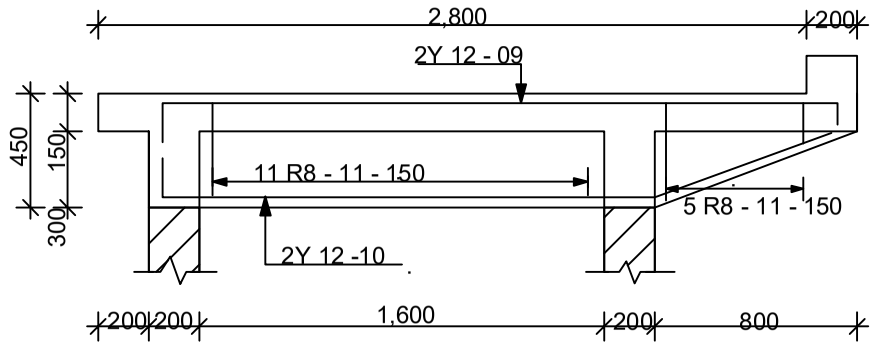

BEAM A 2No.

Item	Description	Bar type	Bar mark	Shape	Dimensions (mm) A	B	C	D	Length (mm)	Number	Total length (mm)
1	**Columns**	Y12	04	A B A	100	800			1000	26	26,000
		Y12	08	A B A	100	1050			1250	10	10,000
		Y12	05	A B	300	1800			2100	16	33,600
		R 8	06	A B	100	100			500	80	40,000
		Y12	07	A B C D	100	1500	300	600	2500	16	40,000

Length of bar is estimated to be 12,000mm

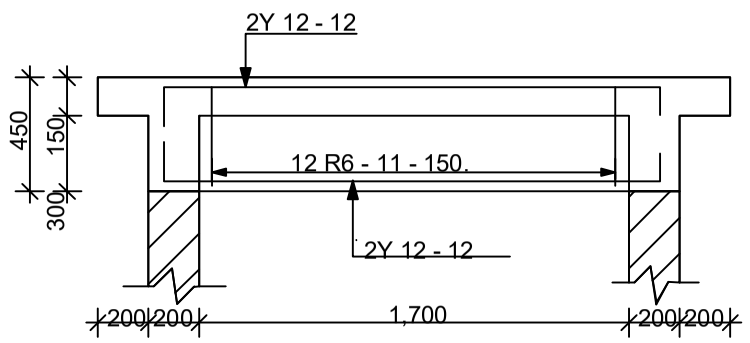

BEAM B 2No.

Item	Description	Bar type	Bar mark	Shape	Dimensions (mm) A	B	C	D	Length (mm)	Number	Total length (mm)
1	~~Beams~~	Y12	09	A B A	100	2750			2950	2	5,900
		Y12	10	A B C	100	1975	850		2925	2	5,850
		R 8	11	A B	150	400			1200	45	55,000
		Y12	12	A B A	100	2050			2250	8	18,000

Length of bar is estimated to be 12,000mm

Item	Description	Bar type	Bar mark	Shape	Dimensions (mm) A	B	C	D	Length (mm)	Number	Total length (mm)
1	~~Slab~~	Y10	13	A C B D A	100	2,450	1,000	1,000	4,550	14	63,700
		Y10	14	A C B D A	100	2,900	1,000	1,600	5,700	12	68,400
		Y10	15	B		1,600			1,600	12	19,200
		Y10	16	B		2,400			2,400	3	7,200

Length of bar is estimated to be 12,000mm

REV	DATE	DESCRIPTION	SIGN

CLIENT. TANA WATER WORKS DEVELOPMENT AGENCY

PROJECT. STRUCTURAL WORKING DRAWING - WATER KIOSK

DRAWING TITLE. SLAB DETAILS, BEAMS & BAR BENDING SCHEDULE

DRG. No.

DRAWN BY

TANA WATER WORKS
DEVELOPMENT AGENCY
P.O BOX 1292–10100
NYERI
KENYA

DRAWN BY

CHECKED BY:

SCALE AS SHOWN

DATE FEBRUARY 2022

REV